

# Sealed Power Inductors

## GL404030 SERIES

## PRODUCT CATALOG



寶仁弘電子有限公司 Prosperity Electronic Co., Limited

EML: brh@baorenhong.com Web: www.baorenhong.com

TEL: 0755-29687188 FAX: 0755-29688152

深圳市寶安區福永鎮立新二路天佑創客產業園

TEL: 0512-36878535 FAX: 0512-36878435

江蘇省昆山市花橋鎮綠地大道1325號

# Sealed Power Inductors

## ◎ Product introduction 產品介紹

- Excellent solderability and heat resistance for either flow or reflow soldering  
良好的可焊性和耐焊性
- Shielded with magnetic resin  
磁性樹脂屏蔽結構
- Various package size and wide inductance range  
尺寸多樣、感值範圍寬泛
- For RoHS instructions corresponding products  
為RoHS指令對應產品



## ◎ Product application 產品應用

- AP Routers , STBS, LCD TVs, Monitors and panels, Game Consoles, DC/DC Converters  
路由器、機頂盒、液晶電器、顯示器和面板、測試機、直流轉換器

## ◎ Product Identification 產品標識

GL 404030 6R8 M T

GL-----Series name 系列名稱

404030-----Dimension 產品尺寸


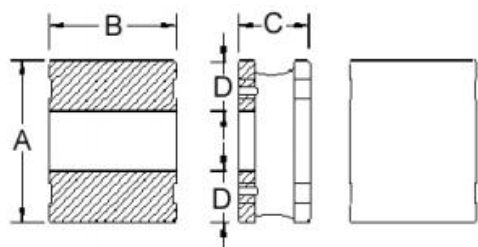

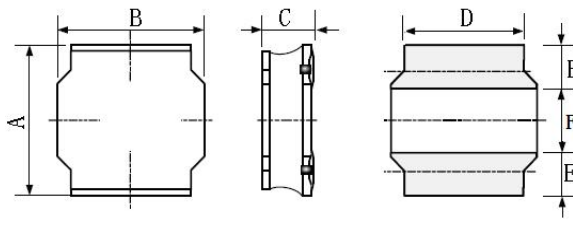


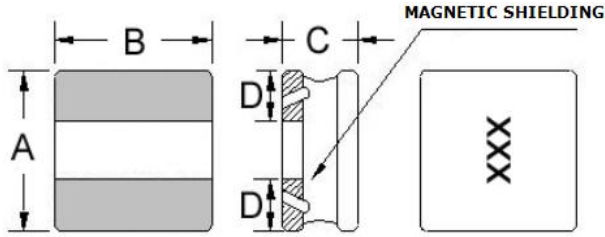


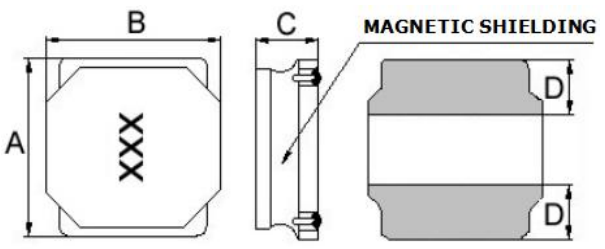
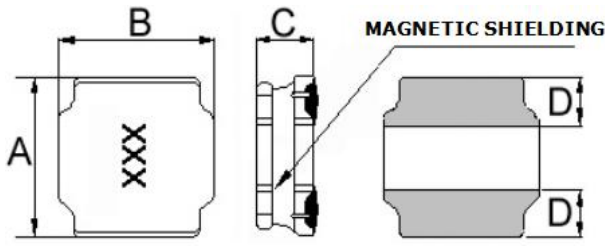
6R8-----Inductance 電感值【6R8=6.8  $\mu$ H】

M-----Tolerance 公差【J=5% , K=10% , M= 20% ,T= 30%】

T-----Taping 編帶盤裝

# Sealed Power Inductors

## ◎Shape&Dimensions 形狀與尺寸:

Model	Shape	Dimensions	Recommended Pattern
252010 252012			
303010 303012 303015			
404012			
404018 404030			
505020 505040 606020 606028 808040			

# Sealed Power Inductors

## ◎Shape&Dimensions 形狀與尺寸:

UNIT:mm

MODEL	DIMENSIONS				RECOMMENDED PATTEERN		
	A	B	C	D	A typ.	B typ.	C typ.
252010	2.5±0.2	2.0±0.2	1.0MAX	0.8±0.2	2.2	0.85	0.8
252012	2.5±0.2	2.0±0.2	1.2MAX	0.8±0.2	2.2	0.85	0.8
303010	3.0±0.2	3.0±0.2	1.0MAX	2.5±0.2	3.2	1.1	1.0
303012	3.0±0.2	3.0±0.2	1.2MAX	2.5±0.2	3.2	1.1	1.0
303015	3.0±0.2	3.0±0.2	1.5MAX	2.5±0.2	3.2	1.1	1.0
404012	4.0±0.2	4.0±0.2	1.2±0.35	1.0±0.35	4.2	1.5	1.2
404018	4.0±0.2	4.0±0.2	1.8±0.35	0.95±0.3	3.7	1.5	1.2
404030	4.0±0.2	4.0±0.2	3.0±0.35	0.95±0.3	3.7	1.6	1.2
505020	5.0±0.2	5.0±0.2	2.0±0.35	1.25±0.3	4.0	1.5	2.2
505040	5.0±0.2	5.0±0.2	4.0±0.35	1.25±0.3	4.2	1.6	2
606020	6.0±0.3	6.0±0.3	2.0±0.35	1.6±0.35	5.7	1.7	2.8
606028	6.0±0.3	6.0±0.3	2.8±0.35	1.6±0.35	5.7	1.8	2.6
606045	6.0±0.3	6.0±0.3	4.5±0.35	1.6±0.35	5.7	2	2.4
808040	8.0±0.3	8.0±0.3	4.0±0.35	2.1±0.35	7.5	2.5	3.4

# SMD Shielded Power Inductors

© Detailed specifications and parameters are introduced

詳細規格及參數介紹

ORDERING CORE	Inductance( $\mu$ H) at 100KHz 1v	MHz SRF min	RDC( $\Omega$ ) $\pm 30\%$	Irms (A)	Isat (A)
GL404030-1R2	1.2 $\pm 30\%$	80	0.015	3.82	5.80
GL404030-1R5	1.5 $\pm 30\%$	62	0.020	3.34	4.84
GL404030-2R2	2.2 $\pm 30\%$	52	0.030	2.95	4.40
GL404030-3R3	3.3 $\pm 20\%$	38	0.040	2.40	3.30
GL404030-4R7	4.7 $\pm 20\%$	31	0.060	2.00	2.90
GL404030-6R8	6.8 $\pm 20\%$	24	0.090	1.60	2.75
GL404030-100	10 $\pm 20\%$	21	0.100	1.50	1.95
GL404030-150	15 $\pm 20\%$	16	0.190	1.11	1.65
GL404030-220	22 $\pm 20\%$	10	0.225	1.00	1.30
GL404030-330	33 $\pm 20\%$	10	0.330	0.84	1.10
GL404030-390	39 $\pm 20\%$	10	0.435	0.73	1.03
GL404030-470	47 $\pm 20\%$	8.4	0.445	0.72	0.95