

Common Mode Filters

BOK7A SERIES

PRODUCT CATALOG



寶仁弘電子有限公司 Prosperity Electronic Co., Limited

EML: brh@baorenhong.com Web: www.baorenhong.com

TEL: 0755-29687188 FAX: 0755-29688152

深圳市寶安區福永鎮立新二路天佑創客產業園

TEL: 0512-36878535 FAX: 0512-36878435

江蘇省昆山市花橋鎮綠地大道1325號

Common Mode Filters

◎ Product introduction 產品介紹

- Chip common mode filter for large current applications
耐大電流片式共模濾波器
- which are always being made smaller and lighter, because the height has been reduced.
適應小型輕量化的便攜式設備的高密度化趨勢
- Terminal electrode has been electroplated, suitable flow soldering, reflow soldering an arbitrary welding method
端子電極已經過電鍍，可適用流動焊接，回流焊接任意一種焊接工法

◎ Product application 產品應用

- Power line noise countermeasure for various electronic equipment
應對所有電子設備電源線和噪音
- Noise countermeasure for adapterlines or larger electronic equipment such as note book PCs.
應對筆記本電腦等較大型電子設備適配線的噪音

◎ Product Identification 產品標識


BOK 7A 27A20 T

BOK-----Series name 系列名稱

7A-----Dimension 產品尺寸

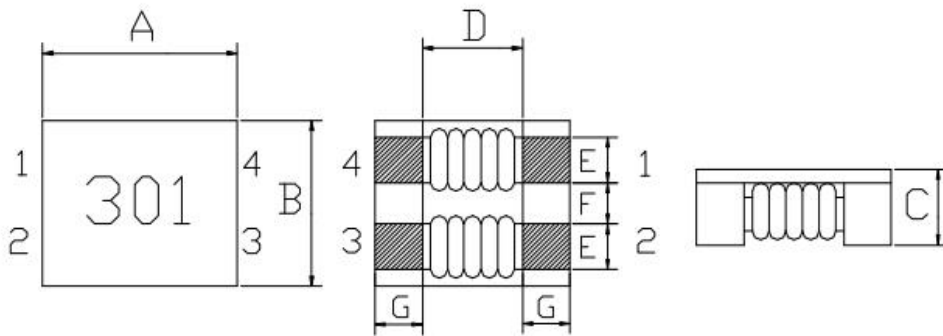
27A20-----Product parameters 產品參數

T-----Taping 編帶盤裝



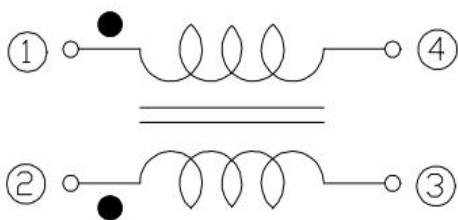
Common Mode Filters

◎Shape&Dimensions 形狀與尺寸:

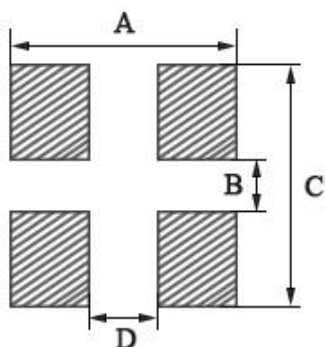


SIZE CODE	A	B	C	D	E	F	G	CHIPS REEL
BOK6E	7.0±0.5	6.0±0.5	3.8 MAX	3.5 Typ	1.5±0.2	1.5±0.2	1.75±0.2	1.5K
BOK7A	9.0±0.5	7.0±0.5	4.8 MAX	5.7 Typ	1.5 Typ	2.0 Typ	1.7 Typ	0.7K
BOK8F	12.0±0.5	10.0±0.7	6.4 MAX	7.0 Typ	2.7 Typ	2.5 Typ	2.5 Typ	0.5K

◎Circuit Diagram 電路圖



◎Recommender Land Pattern 推薦焊盤布局:



SIZE CODE	A	B	C	D
BOK6E	4.5 Typ	2.5 Typ	6.9 Typ	1.5 Typ
BOK7A	5.0 Typ	5.0 Typ	11.0 Typ	1.5 Typ
BOK8F	7.9 Typ	7.4 Typ	14.0 Typ	2.5 Typ

Common Mode Filters

◎ Detailed specifications and parameters are introduced

詳細規格及參數介紹

ORDERING CORE	Impedance(Ω) AT 100MHZ		DC Resistance (Ω)MAX /1LINE	Rated Voltage (V)MAX	Insulation Resistance (Ω)MIN	Rated Current (mA)MAX	Reference Inductance (μ H)
	Min	Typ					
BOK7A-3A60T	225	300	0.006	80	0.01	6000	2.3
BOK7A-5A55T	450	600	0.008		0.01	5500	3.6
BOK7A-7A50T	500	700	0.010		0.01	5000	5.3
BOK7A-10A40T	750	1000	0.013		0.01	4000	9.8
BOK7A-22A30T	1700	2200	0.050		0.01	3000	18.2
BOK7A-27A20T	2000	2700	0.086		0.01	2000	24.3

Inductance test instruments and test fixture: TH2832 LCR

Inductance test frequency: 1KHz 0.25V

Temperature: 15°C to 35°C

Humidity: 25% to 85% RH

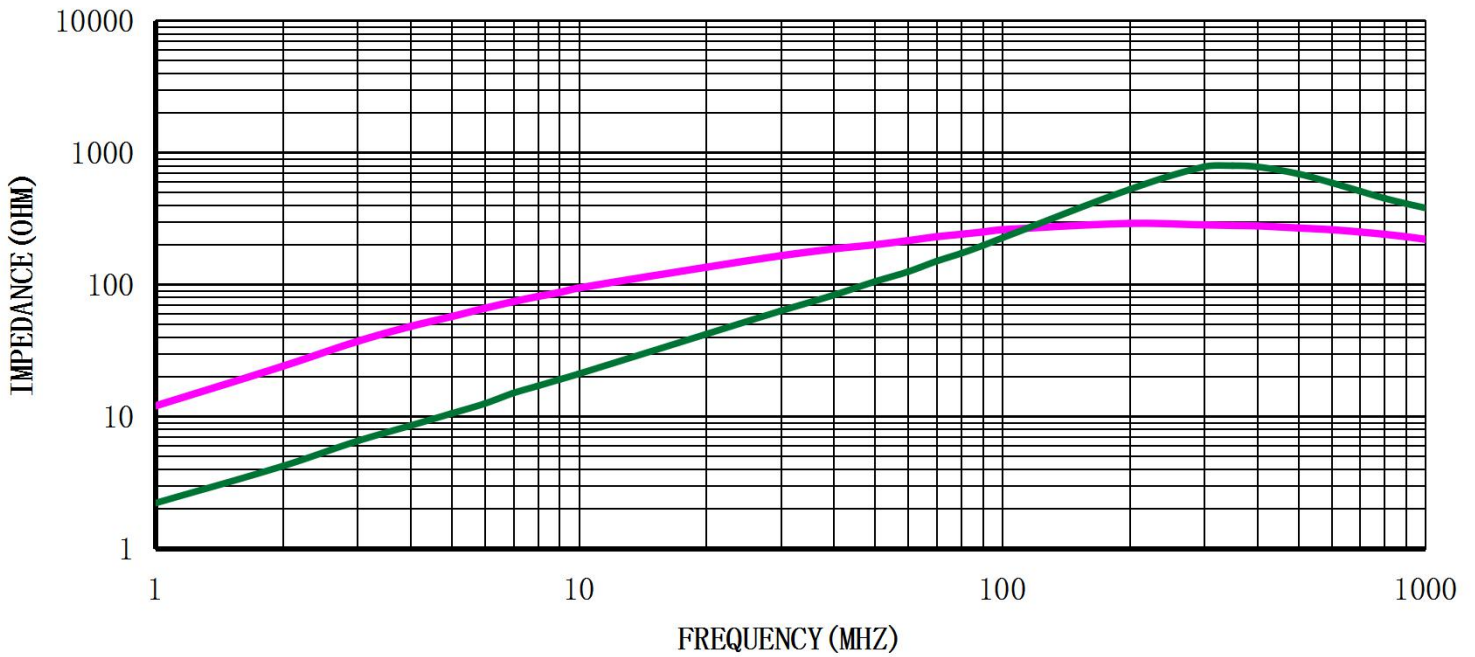
◎ Material List 材料清單

NO.	ITEM	DESCRIPTION	SUPPLIER
1	CORE	FERRITE	SINCORES OR EQ
2	WIRE	2UEW P180	PACIFIC OR EQ
3	INK	BLACK	BON OR EQ
4	COVER	MYLAR	SUMITOMO OR EQ
5	SOLDER	SN CU	SOLNET OR EQ

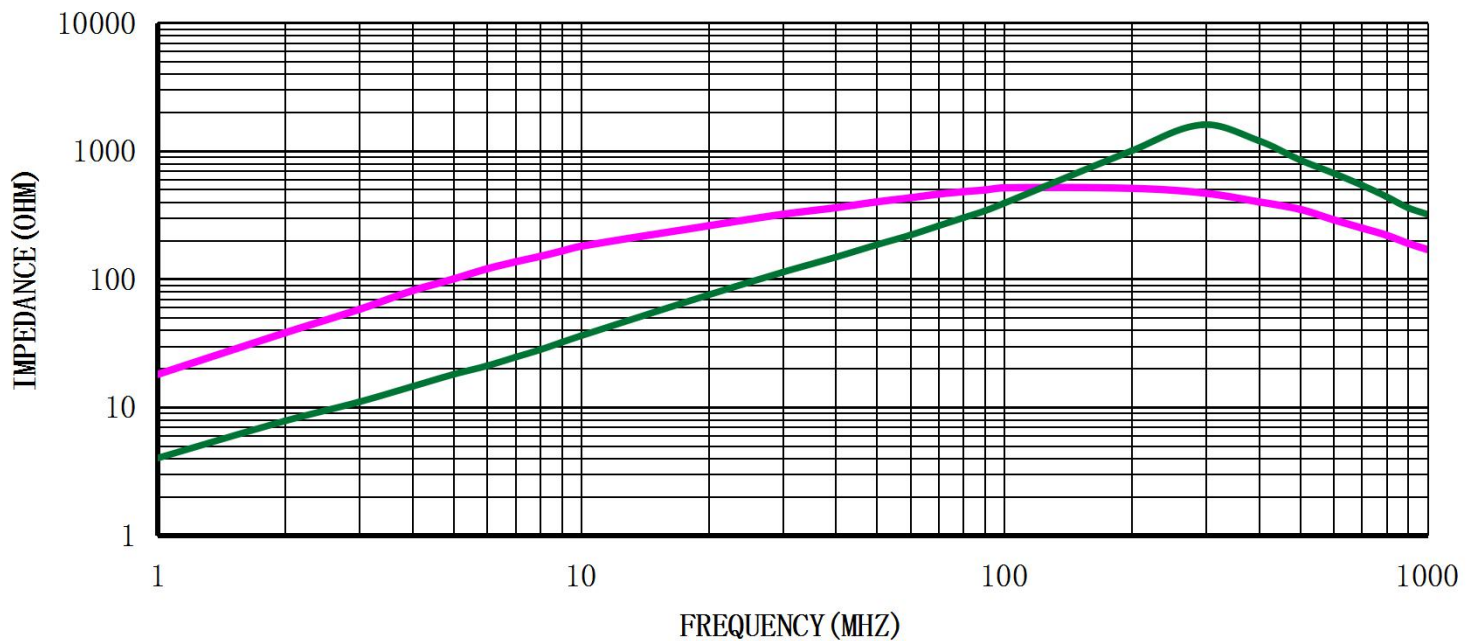
Common Mode Filters

◎ The Test Curve 樣品測試曲線:

BOK7A-3A60T



BOK7A-5A55T

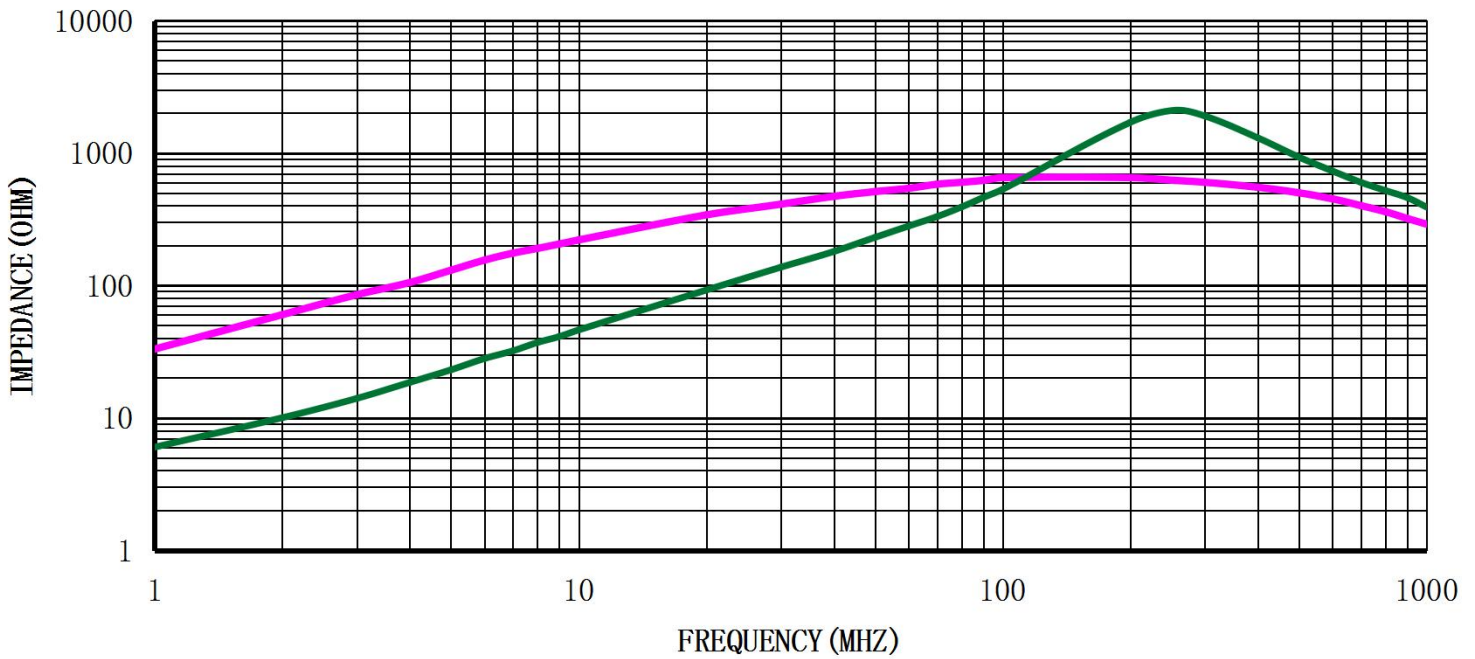


— COMMON MODE — DIFFERENTIAL MODE

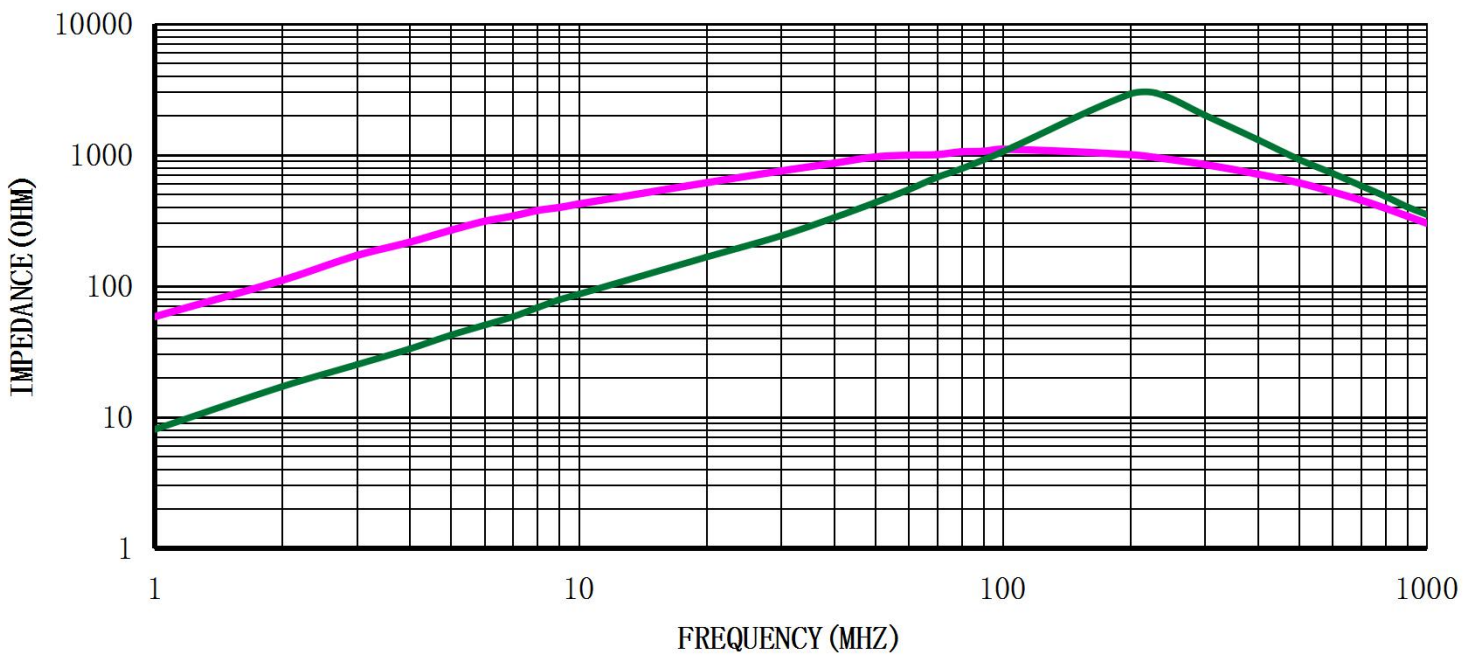
Common Mode Filters

◎ The Test Curve 樣品測試曲線：

BOK7A-7A50T



BOK7A-10A40T

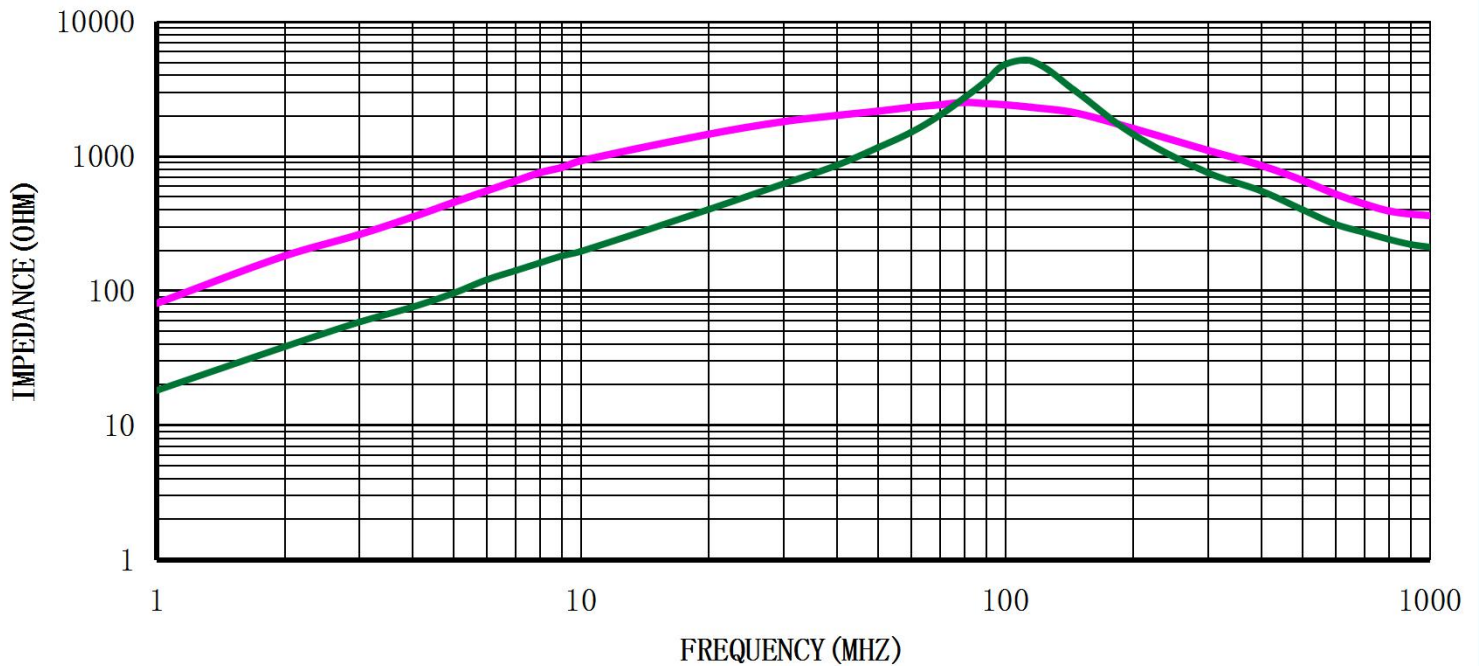


— COMMON MODE — DIFFERENTIAL MODE

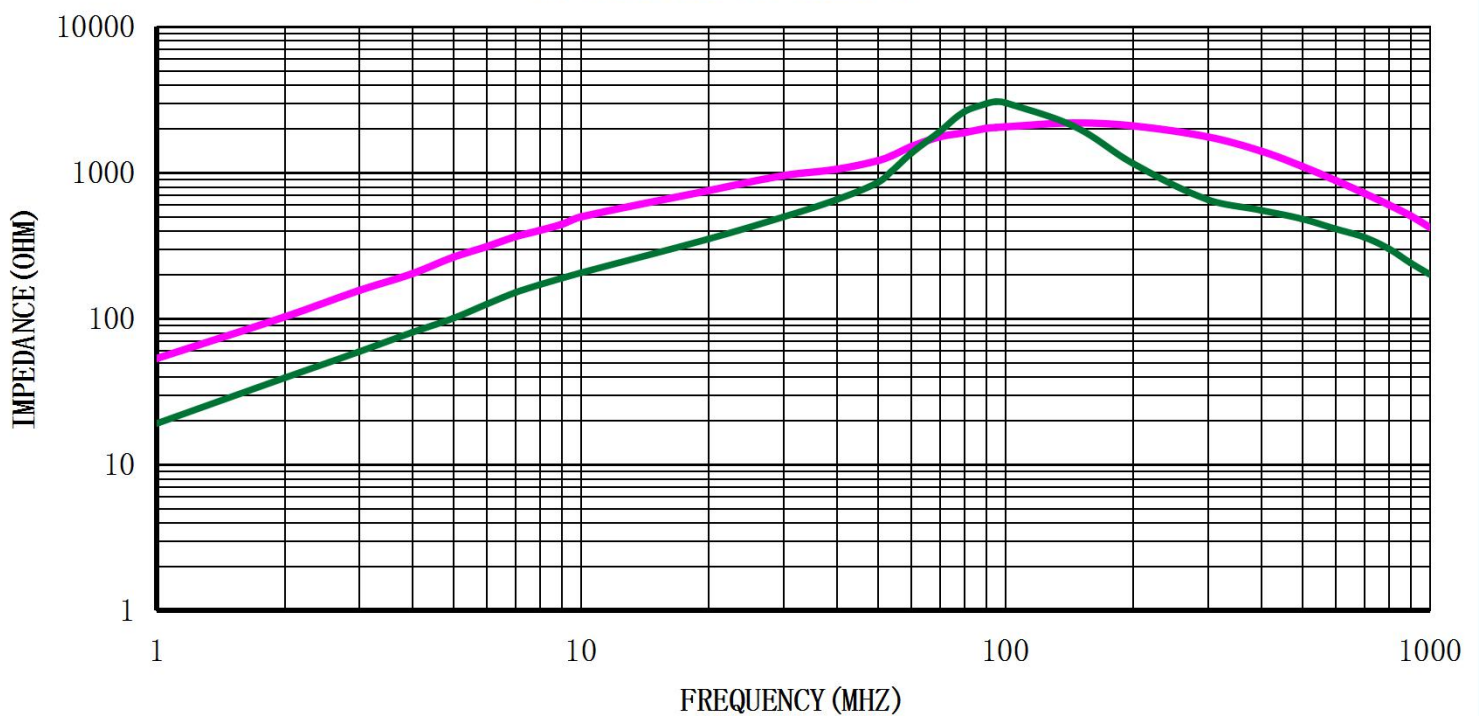
Common Mode Filters

◎ The Test Curve 樣品測試曲線:

BOK7A-22A30T



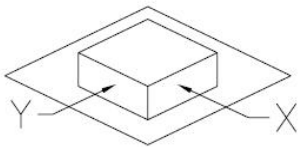
BOK7A-27A20T



— COMMON MODE — DIFFERENTIAL MODE

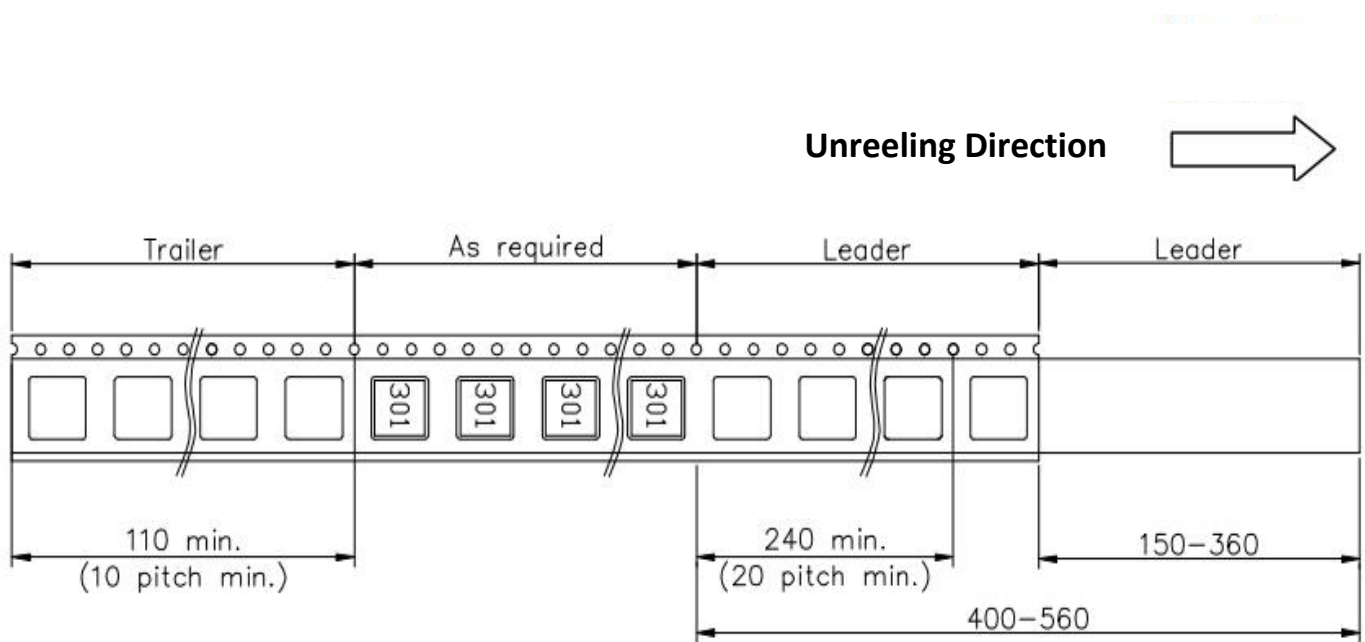
Common Mode Filters

◎ Reliability Testing 可靠性測試:

Operating Temperature	- 40 to +125 °C (Contain Heating coil)
Appearance Inspection	No external defects by visual inspection
Terminal Strength 	After soldering , between copper plaet and terminals of coils , push in two directions of X , Y with standing 10N(1.02kg) for10+/-2 sec. Terminal should not peel off. (Refer to figure at right)
Heat endurance of reflow soldering	Refer to figure
Insulating resistance	Over 100 MΩ at 100V D.C . between wire and core
Dielectric Strength	Apply at 0.5KV 3mA for 1 minute between wire and core
Temperature characteristics	Inductance coefficient (0~2,000) × 10 / °C (- 40~ + 125 °C)
Humidity characteristics	Inductance deviation within ± 10% , after 96 hours in 90~95% relative humidity at 40 ± 2 °C and 1 hours drying under normal condition
A test is made under the above mentioned condition , and it is kept for 2 hours in the normal	

Common Mode Filters

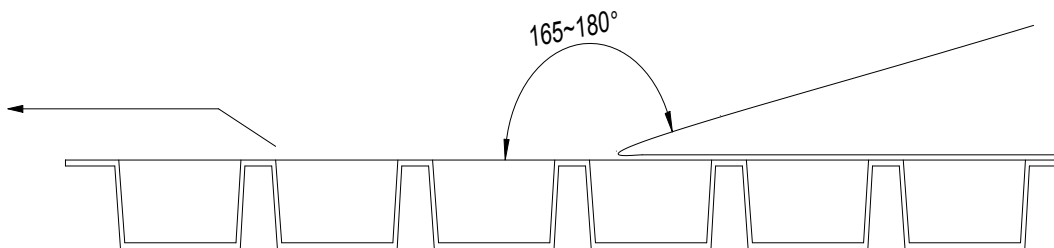
◎ Taping Specification 產品編帶



◎ Transparent carrier and cover tape 載帶及蓋帶

Adhesive strength of cover tape is 20 to 120 gf

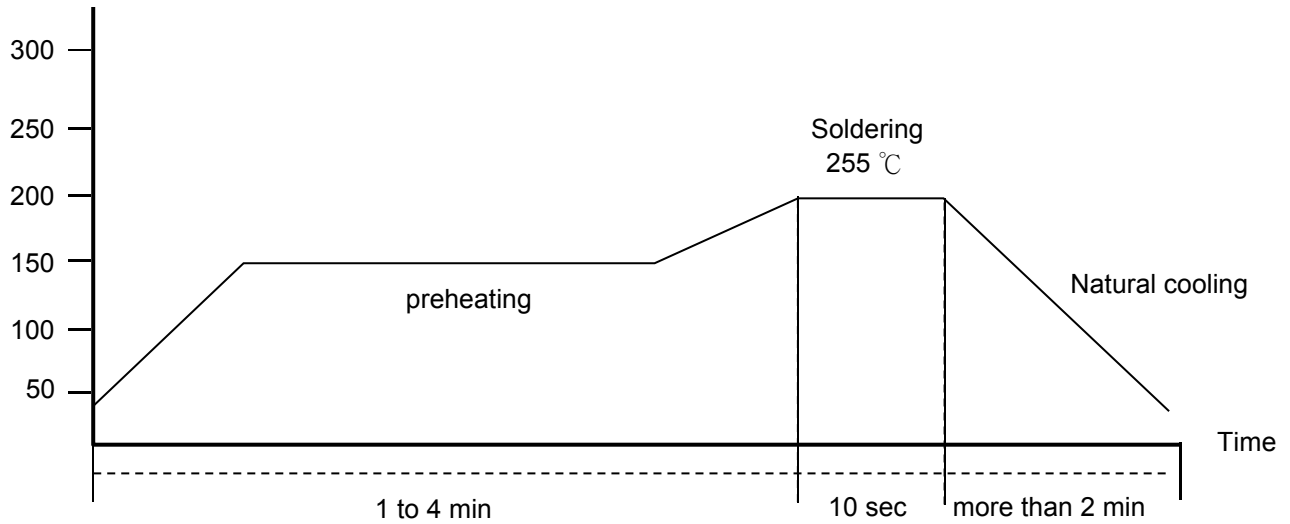
The conduction band direction



Common Mode Filters

© IR Reflow profile 回流焊:

Temperature °C



Temperature and humidity . After that , no mechanical and electrical defect should be found .